




# Echo 9 Cleaning Cartridge Instructions

**READ BEFORE YOU START:** Your cleaning cartridge is a **one-time use** cartridge. If it is not done correctly, cleaning will be ineffective. To ensure that your Echo 9 gets the best cleaning, **READ** and **UNDERSTAND** the instructions below:

-  1 Remove the main filter. Install cleaning cartridges in place of the main filter.
-  2 Run **filtered** water only until the water comes out the top of the machine and then let the machine sit for 2 hours.
-  3 Replace the main filter. Run **filtered** water through the machine for 3 minutes.