




Echo Ultimate Cleaning Cartridge Instructions

READ BEFORE YOU START: Your cleaning cartridge is a **one-time use** cartridge. If it is not done correctly, cleaning will be ineffective. To ensure that your Echo Ultimate gets the best cleaning, **READ** and **UNDERSTAND** the instructions below.

-  1 Remove the main filter. Install a cleaning cartridge in place of the main filter.
-  2 Run the **H2** water setting for a few seconds, then press **filtered** water only until the water comes out the top of the machine, and then let the machine sit for 2 hours.
-  3 Replace the main filter. Run **filtered** water through the machine for 3 minutes.